



SUP
&
Sports

2022



NEW ISUP

P3-8



ISUP COLLECTION

P9-15



WING

P16



ACCESSORIES

P17





WATTSUP

EXPERIENCES TO BE SHARED



The WattSup brand is designed for the public at large and offers all a beginner is requiring to start exploring the wonders of water gliding from the youngest age.

A complete range that adapts itself to small frames, female body shape, solitary riders and those who prefer to share fun time on the water with friends and family.

STURDIER THICKER BOARDS

WattSup marks the end of the 10cm thick "entry-level" boards by offering riders a selection of modern, quality and affordable Stand-Up-Paddles. These SUPs benefit however from the drop-stitch concept, which increase the board rigidity by 40% when inflated, and gain exceptional floating capacity as well as unparalleled quality of glide.


DISCREET YET DISTINCTIVE

From an aesthetics point of view, each WattSup Stand-Up-Paddle reflects its own personality, through distinctive yet discreet colours.

The Wattsup SUPs are equipped with 4 D-rings to add a kayak seat (on option) and a kick pad for easier manoeuvring. They are all supplied as a complete package with paddle, foot leash, high pressure pump, repair kit and carry bag.

WattSup makes it easy and affordable to take the plunge and explore the wonders of nature paddling!


@life_of_franksxu




@a.yzet



@alfredo_mangione




@chlooardizzone



@marinapanyvino



@mattyorkbo9



@czerwonakomnata.pl



@d.e.n.i.s.a.i.z

NEW ISUP EXPERIENCES

ISup was born out of a passion for water, adventure and technologies. This range of all-round stand-up-paddles surprises by its most advanced technologies that result in boards that will accompany any adventure seeker wishing to discover the furthest lakes and shores.

From an aesthetic point of view, the ISup displays a refined modern look with a subtle play of modern teal and chartreuse yellow.

RANGE MAIN FEATURES

Studied dimensions

The ISup range comprises stand-up paddles all over 3 meters long to offer the rider exhilarating rides with a width comfortable enough to manoeuvre the board with ease. On flat waters on a lake or along sea shores, the ISups remain true to their personality wanting to always go further.

Versatility


Everything has been thought to make the ISup range an extremely versatile one. 4 d-rings to which one can attach a kayak seat (optional) as well as elastic cargo straps to bring along small equipment and a picnic. Versatility also in its capacity to be easily manoeuvred thanks to non-slip EVA foam pad strategically placed on the main part of the board and at the back as a kick pad.

Exceptional glide

All the stand-up ISup paddles claim a 15 cm thickness. Extra-rigid dropstitch technology has been applied to all four stand-up-paddles. Important features that optimizes flottability and thus gliding capacities. Take yourself on a ride knowing that your stand-up-paddle can handle your need for adventures.

All equipped

Enjoy your sport as a free spirit. Your ISup stand-up-paddle is provided with all necessary equipment: ergonomical backpack, double action pump, paddle, foot leash, and repair kit.





MAKO 10'5''



LEVELS
 Beginner / Intermediate / Advanced

SPECS



Dimensions	318 x 81 cm / 10'5"x32"
Thickness	15 cm / 6"
Technology	Drop-Stitch
Max. Charge	115 kg
Fins	1 central slide-in + 2 side fins



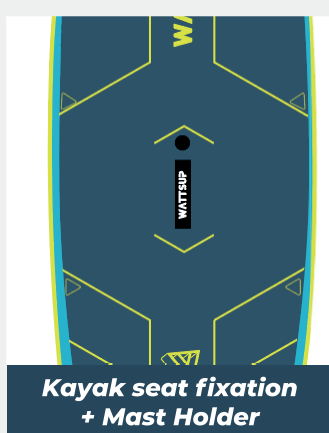
LEISURELY OUTINGS

The MAKO was designed as an all-round stand-up-paddle for long rides on calm waters on a lake or along shores. It has a length of over 3 meters and a width of 81 cm for comfortable rides that quickly pick up in speed. Its 15 cm thickness enhances this SUP flottability and the Dropstich technology optimizes its rigidity. Enjoy your ride standing for a good view of the horizon or seated in a kayak seat (optional) for a more leisurely outing.

All included Pack



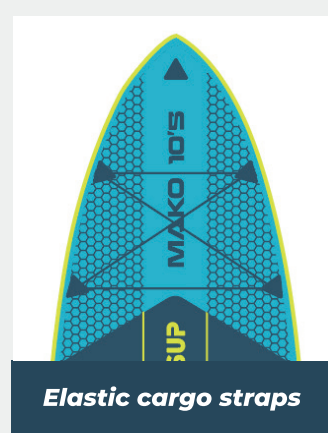
The "slide in" type fin on all our boards easily slides in and out of its notch with no effect on sturdiness during the ride.



The MAKO SUP is equipped with lateral 4 d-rings to install a kayak seat. Standing or seated, the young rider can be comfortably positioned for hours-long outings.



Thanks to the rail edge, the MAKO sup benefits from a better speed, less friction for a better glide and an increased maneuverability.



Stand Up Paddling is a pleasant sport that offers a chance to discover amazing sceneries. Take it further and bring with you supplies that you can secure at the front of your board with the elastic cargo straps.

BREAM 10'6"





RIDE	██████████
SPEED	██████████
WAVE	██████████

LEVELS

Beginner	Intermediate	Advanced
----------	--------------	----------



SPECS

Dimensions	320 x 81 cm / 10'6"x32"
Thickness	15 cm / 6"
Technology	Drop-Stitch
Max. Charge	125 kg
Fins	1 central slide-in + 2 side fins



THE SHORES ARE AWAITING
 With the BREAM, you will find a well balanced all-round stand-up-paddle. Thanks to its 3.2 meters length, it picks up in speed effortlessly. The Bream will take you out of your shell on discoveries along the most beautiful shores. Invite a friend along. He/She can enjoy a ride sitting on a kayak seat (optional). No need to leave your small equipment behind. Your picnic can be packed in the front cargo straps.

All included Pack // COMBO PACK



The "slide in" type fin on all our boards easily slides in and out of its notch with no effect on sturdiness during the ride.



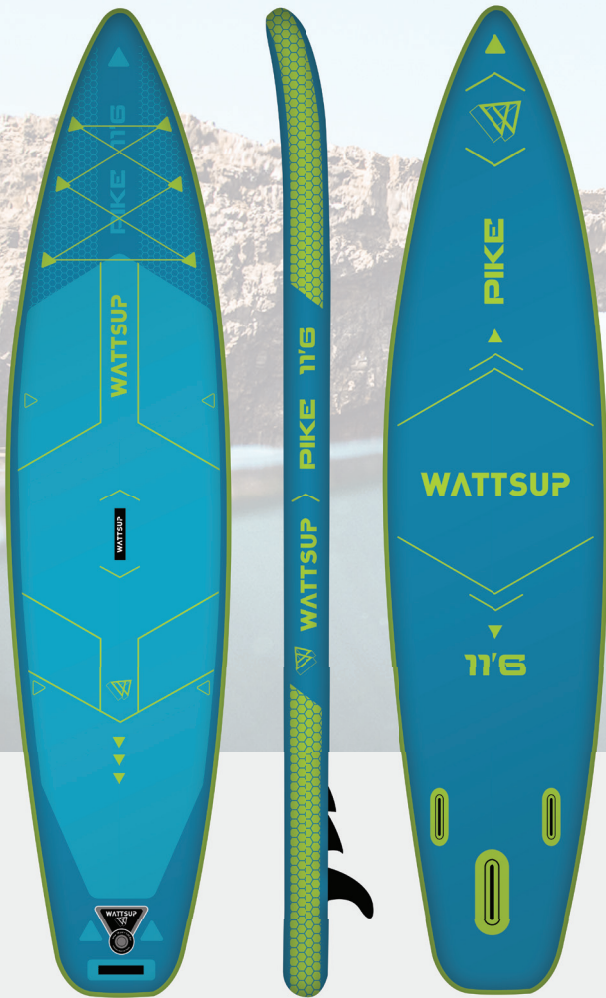
The BREAM SUP is equipped with lateral 4 d-rings to install a kayak seat. Standing or seated, the young rider can be comfortably positioned for hours-long outings.



In addition to their modern design, all our boards are equipped with an all-comfort EVA pad and kick pad. The raised surface at the tail of the SUP serves as a support point to easily turn in waves!



Stand Up Paddling is a pleasant sport that offers a chance to discover amazing sceneries. Take it further and bring with you supplies that you can secure at the front of your board with the elastic cargo straps.



PIKE 11'6"

RIDE	
SPEED	
WAVE	

LEVELS

Beginner	Intermediate	Advanced
----------	--------------	----------

SPECS


Dimensions	350 x 84 cm / 11,6'x33"
Thickness	15 cm / 6"
Technology	Drop-Stitch
Max. Charge	150 kg
Fins	1 central slide-in + 2 side fins



A SHARP NOSE FOR FASTER RIDES

The PIKE SUP was designed with its homonym in mind. Its green turquoise colour and long nose remind of the Pike's colours and shape. A shape also designed to enhance the 3.5 meters length and 84 cm width that make of this stand-up paddle a board that picks up in speed very quickly while offering a stable base to manoeuver it around curves.

All included Pack // COMBO PACK




Removable central fin

The "slide in" type fin on all our boards easily slides in and out of its notch with no effect on sturdiness during the ride.



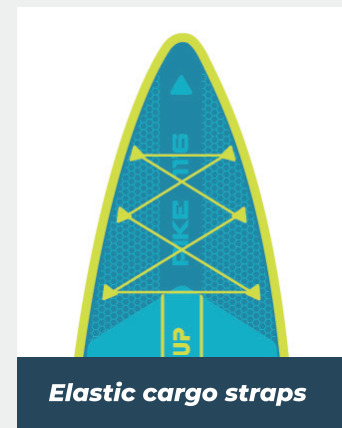
Kayak seat fixation

The PIKE SUP is equipped with lateral 4 d-rings to install a kayak seat. Standing or seated, the young rider can be comfortably positioned for hours-long outings.



EVA pad and kick pad

In addition to their modern design, all our boards are equipped with an all-comfort EVA pad and kick pad. The raised surface at the tail of the SUP serves as a support point to easily turn in waves!



Elastic cargo straps

Stand Up Paddling is a pleasant sport that offers a chance to discover amazing sceneries. Take it further and bring with you supplies that you can secure at the front of your board with the elastic cargo straps.



WHALE 14'6''

RIDE	
SPEED	
WAVE	

LEVELS

Beginner	Intermediate	Advanced
----------	--------------	----------

SPECS

Dimensions	442 x 89 cm / 14,6'x35"
Thickness	15 cm / 6"
Technology	Drop-Stitch
Max. Charge	210 kg
Fins	1 central slide-in





THE LOYALTY OF A TANDEM / BI-PLACE SUP

True to its nature, the WHALE is family SUP that wants every member to enjoy a fun ride on the water. This large board of over 4 meters long and 89 cm wide, can accomodate parents, children and even the family pet.


Everyone can look forward to a day filled with laughter, discovery and adventure. Take along a picnic, binoculars and other small equipment : the Whale comprises elastic cargo straps both at the front and the rear of the board.

All included Pack




Removable central fin

The "slide in" type fin on all our boards easily slides in and out of its notch with no effect on sturdiness during the ride.



Kayak seat fixation

As a family SUP, the WHALE wants everyone to enjoy a comfortable ride however long the outing is. It is equipped with 8 lateral d-rings to install 2 kayaks seats.



EVA pad and kick pad

In addition to their modern design, all our boards are equipped with an all-comfort EVA pad and kick pad. The raised surface at the tail of the SUP serves as a support point to easily turn in waves!



Elastic cargo straps

Stand Up Paddling is a pleasant sport that offers a chance to discover amazing sceneries. Take it further and bring with you supplies that you can secure at the front and the back of your board with the elastic cargo straps.

EXPERIENCES TO BE SHARED

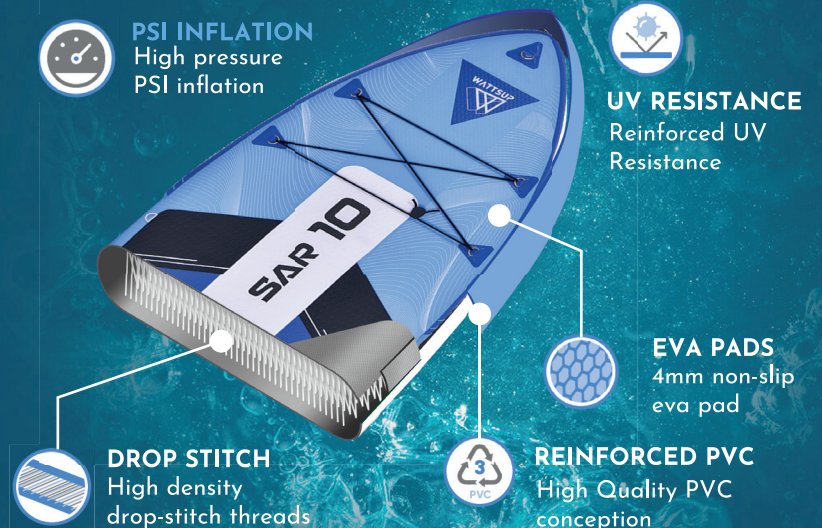


Our technology

DROP-STITCH EXTRA-RIGID

Thousands of polyester strands connect up the top and bottom reinforced PVC layers of the SUP. When inflated at high pressure (15 psi), they tighten up and increase the rigidity of the board; there lays the secret of Drop-Stitch technology.

At WATTSUP, we pay particular attention to the density of the yarn used in its boards. With this new Drop-Stitch confection, inflatable paddleboards are lighter and more rigid.





GUPPY 9'

RIDE	██████████	██████████	██████████	██████████
FITNESS	██████████	██████████	██████████	██████████
WAVE	██████████	██████████	██████████	██████████
SPEED	██████████	██████████	██████████	██████████

LEVELS

Beginner / Intermediate / Advanced

SPECS

Dimensions	275 x 76 cm / 9' x 30"
Thickness	13 cm / 5"
Technology	Drop-Stitch
Max. Charge	80 kg
Fins	1 central slide-in
Ref	PB-WGPY90

- Max. Charge 80 kg
- Technology Dropstich
- Thickness 13 cm

The GUPPY 9" (275cm) features an all around shape that will guarantee maneuverability and stability for beginners and lighter paddlers. Lighter paddlers up to 80kg - and children can enjoy this new board with a unique 13cm thickness.

Wattsup ends with the 10cm thickness entry level boards to offer a stiffer more durable and more stable iSUP.

All included Pack

- Aluminium Paddle
- Double action pump
- Leash
- Backpack
- Repair kit



Removable central fin

The "slide in" type fin on all our boards easily slides in and out of its notch with no effect on sturdiness during the ride.



Kayak seat fixation

The GUPPY SUP is equipped with lateral 4 d-rings to install a kayak seat. Standing or seated, the young rider can be comfortably positioned for hours-long outings.



EVA pad and kick pad

In addition to their modern design, all our boards are equipped with an all-comfort EVA pad and kick pad. The raised surface at the tail of the SUP serves as a support point to easily turn in waves!



Elastic cargo straps

Stand Up Paddling is a pleasant sport that offers a chance to discover amazing sceneries. Take it further and bring with you supplies that you can secure at the front of your board with the elastic cargo straps.



SAR 10'

RIDE	██████████
FITNESS	██████████
WAVE	██████████
SPEED	██████████

LEVELS

Beginner	Intermediate	Advanced
----------	--------------	----------

SPECS

Dimensions	305 x 81 cm / 10' x 32"
Thickness	15 cm / 6"
Technology	Drop-Stitch
Max. Charge	125 kg
Fins	1 central slide-in
Ref	PB-WSAR100

- Max. Charge**
125 kg
- Technology**
Dropstich
- Thickness**
15 cm

Wattsup SAR takes SUP one step further. Longer than its current competitors (10"/305cm), this new all-water board is a new sensation on the iSUP world thanks to its generous volumes.

Wider (32"/81cm) and thicker (6"/15cm), SAR is a versatile board, stiffer and extremely stable.

All included Pack

- Aluminium Paddle
- Double action pump
- Leash
- Backpack
- Repair kit



Removable central fin

The "slide in" type fin on all our boards easily slides in and out of its notch with no effect on sturdiness during the ride.



Kayak seat fixation

The Sar SUP is equipped with lateral 4 d-rings to install a kayak seat. Standing or seated, the young rider can be comfortably positioned for hours-long outings.



EVA pad and kick pad

In addition to their modern design, all our boards are equipped with an all-comfort EVA pad and kick pad. The raised surface at the tail of the SUP serves as a support point to easily turn in waves!



Elastic cargo straps

Stand Up Paddling is a pleasant sport that offers a chance to discover amazing sceneries. Take it further and bring with you supplies that you can secure at the front of your board with the elastic cargo straps.



ESPADON 11'

RIDE	██████████
FITNESS	██████████
WAVE	██████████
SPEED	██████████

LEVELS

Beginner	Intermediate	Advanced
----------	--------------	----------

SPECS

Dimensions	335 x 81 cm / 11' x 32"
Thickness	15 cm / 6"
Technology	Drop-Stitch
Max. Charge	145 kg
Fins	1 central slide-in
Ref	PB-WESP111

- Max. Charge**
145 kg
- Technology**
Dropstich
- Thickness**
15 cm

The ESPADON is the perfect board for paddlers looking for an all-in-one board. With its rounded rails and sharper nose, this iSUP gives you great response whether you are touring or wave riding.

Its generous volume offers extra-stiffness to the boards and also ensure enhanced stability for heavy paddlers - up to 145kg!

All included Pack

- Aluminium Paddle
- Double action pump
- Leash
- Backpack
- Repair kit



Removable central fin

The "slide in" type fin on all our boards easily slides in and out of its notch with no effect on sturdiness during the ride.



Kayak seat fixation

The ESPADON SUP is equipped with lateral 4 d-rings to install a kayak seat. Standing or seated, the young rider can be comfortably positioned for hours-long outings.



EVA pad and kick pad

In addition to their modern design, all our boards are equipped with an all-comfort EVA pad and kick pad. The raised surface at the tail of the SUP serves as a support point to easily turn in waves!



Elastic cargo straps

Stand Up Paddling is a pleasant sport that offers a chance to discover amazing sceneries. Take it further and bring with you supplies that you can secure at the front of your board with the elastic cargo straps.

MARLIN 12'



RIDE	██████████	██████████	██████████	██████████
FITNESS	██████████	██████████	██████████	██████████
WAVE	██████████	██████████	██████████	██████████
SPEED	██████████	██████████	██████████	██████████

LEVELS		
Beginner	Intermediate	Advanced

SPECS	
Dimensions	365 x 84 cm / 12' x 33"
Thickness	15 cm / 6"
Technology	Drop-Stitch
Max. Charge	160 kg
Fins	1 central slide-in
Ref	PB-WMAR120

- Max. Charge**
160 kg
- Technology**
Dropstich
- Thickness**
15 cm

Extra-volume transforms to MARLIN into a stable water-platform, suitable for heavier riders; up to 160kg.

Its sharp nose and extralength (12"/365cm) provide a unique glide and more speed. 6"/15cm thickness and 33"/84cm width will enhance the stability of the boards to ensure you dry sea trips.

All included Pack

- Aluminum Paddle
- Double action pump
- Leash
- Backpack
- Repair kit

Removable central fin

The "slide in" type fin on all our boards easily slides in and out of its notch with no effect on sturdiness during the ride.

Kayak seat fixation

The MARLIN SUP is equipped with lateral 4 d-rings to install a kayak seat. Standing or seated, the young rider can be comfortably positioned for hours-long outings.

EVA pad and kick pad

In addition to their modern design, all our boards are equipped with an all-comfort EVA pad and kick pad. The raised surface at the tail of the SUP serves as a support point to easily turn in waves!

Elastic cargo straps

Stand Up Paddling is a pleasant sport that offers a chance to discover amazing sceneries. Take it further and bring with you supplies that you can secure at the front of your board with the elastic cargo straps.



SEAL 12'8''

RIDE	██████████
FITNESS	██████████
WAVE	██████████
SPEED	██████████

LEVELS

Beginner	Intermediate	Advanced
----------	--------------	----------

SPECS

Dimensions	388 x 91 cm / 12'8" x 36"
Thickness	15 cm / 6"
Technology	Drop-Stitch
Max. Charge	170 kg
Fins	1 central slide-in
Ref	PB-WSEA128

- Max. Charge 170 kg
- Technology Dropstich
- Thickness 15 cm

This over-size board at 12'8"x36" can easily carry a rider and a companion, why not a furry friend. Its 6" thickness, just as exceptional for a SUP its category, optimises the board volume and charge capacity to 375 lb (170 kg). These key elements are further enhanced by true advanced double-stitch technology that increases the board rigidity by 40% when inflated, playing an important role in the SEAL floating and gliding capacities.

All included Pack

- Aluminium Paddle
- Double action pump
- Leash
- Backpack
- Repair kit



Removable central fin

The "slide in" type fin on all our boards easily slides in and out of its notch with no effect on sturdiness during the ride.



Kayak seat fixation

The SEAL SUP is equipped with lateral 6 d-rings to install 2 kayaks seats. Standing or seated, the young rider can be comfortably positioned for hours-long outings.



EVA pad and kick pad


In addition to their modern design, all our boards are equipped with an all-comfort EVA pad and kick pad. The raised surface at the tail of the SUP serves as a support point to easily turn in waves!



Elastic cargo straps

Stand Up Paddling is a pleasant sport that offers a chance to discover amazing sceneries. Take it further and bring with you supplies that you can secure at the front of your board with the elastic cargo straps.

WINGSUP COLLECTION



	WINGSUP 3.2	WINGSUP 4.2	WINGSUP 5.2	WINGSUP 6.2
-70 Kg	20 - 40 kn	15 - 35 kn	10 - 30 kn	5 - 15 kn
70 - 90 kg	25 - 45 kn	20 - 40 kn	15 - 35 kn	8 - 18 kn
+90 kg	25 - 50 kn	20 - 45 kn	18 - 40 kn	10 - 20 kn

ABOUT THE WINGSUP COLLECTION

With just a light breeze, discover new sensations with the Wings Up. Follow your mood of the moment, pack up your paddle in the holder provided and turn your stand-up-paddle into a wind ride.

With the Wings Up, WattSup demonstrates again its ability to remain ahead of market demand. An easy-use wing suited to any standard stand-up-paddle or foil.

Everything on the Wings Up has been thought to make rider's experience safe and easy: multiple reinforcements, ergonomic handles, and rapid inflation system.

Included in pack



Kevlar reinforcement

On all areas likely to be damaged during use, WattSup adds a number of kevlar reinforcements to practice your sport without any risk of deterioration to the equipment.



Paddle holder

The Wings Up has a paddle holder to quickly switch from a paddle practice to the Wingsup practice. This system allows you to position your hands on the long handle of the paddle while using the wing (paddle not included).



Ergonomic handles

Ergonomical and reinforced, the handles on the Wings Up have a beautiful finish. The front handle moderates the pressure on the rider's arms and diagonal handles have been added for easy technical manoeuvres.




Rapid inflation system

The wing has a quick inflation system, ideal to enhance rider's experience. Another smart option ensures the wing's air pressure is distributed according to user's preferences.

ACCESSORIES

CARBON PURE

Dimensions	From 165 to 215cm
Technology	100% Carbon
Number of sections	3 sections
Weight	< 630gr
Shaft	100% Carbon
Blade	100% Carbon
Float	Yes
Adjustable	Yes



CARBON AIR

Dimensions	From 170 to 215cm
Technology	30% carbon 70% FG
Number of sections	3 sections
Weight	650 - 700 gr
Shaft	30% carbon 70% FG
Blade	Fiber glass
Float	Yes
Adjustable	Yes



CARBON LITE

Dimensions	From 170 to 215cm
Technology	Fiber glass + carbon layer
Number of sections	3 sections
Weight	750 - 800 gr
Shaft	FG + carbon layer
Blade	Fiber glass
Float	Yes
Adjustable	Yes



LEASH

Dimensions	10' // 3m étiré
Cable	8mm
Leash	Coiled



DECKBAG

Capacity	22L
Loading bungee	Yes
Material	TPU



- Waterproof

PRESSURE SOLAR SHOWER

Capacity	11L
Dimensions	40x20cm
Hose lenght	200cm
Tank material	PVC
Shower head material	ABS
Weight	800g



